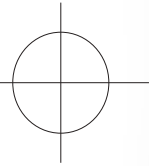
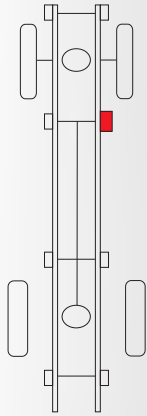


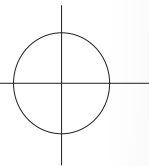
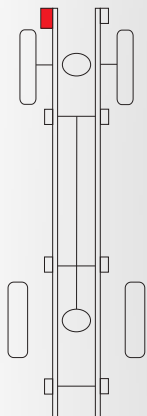



SOPORTES TIPO TOYOTA

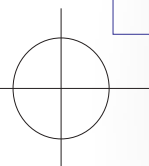
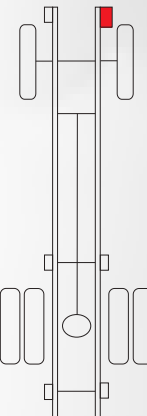

REFERENCIA	APLICACION
TY 638 SP	4.5 DELANTERO PARTE TRASERO DERECHO



REFERENCIA	APLICACION
TY 639 SP	4.5 DELANTERO PARTE DELANTERO IZQ



REFERENCIA	APLICACION
TY 640 SP	4.5 DELANTERO PARTE DELANTERO DER







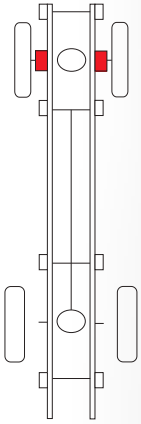
REPUESTOS ESPAÑA

Soportería en Lamina para Automotores

SOPORTES TIPO TOYOTA

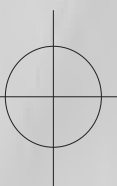
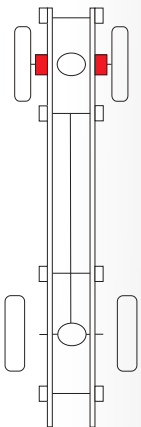
REFERENCIA	APLICACION
------------	------------

TY 850 BAM	4.5 BASE AMORTIGUADOR DELANTERA
------------	---------------------------------



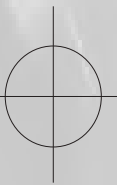


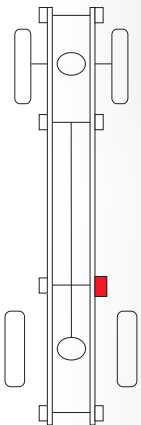
REFERENCIA	APLICACION
------------	------------

TY 626 BAM	4.5 BASE AMORTIGUADOR DELANTERA
------------	---------------------------------



REFERENCIA	APLICACION
------------	------------

TY 798 SP	70 74 TRASERO PARTE DELANTERO DERECHO
-----------	---------------------------------------



236

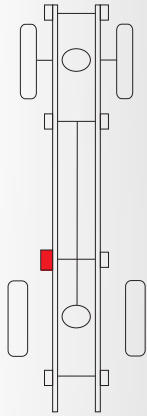
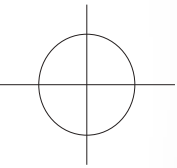


REPUESTOS ESPAÑA


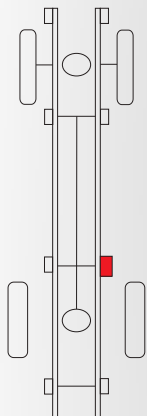
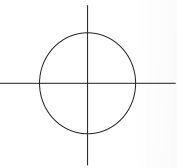
Soportería en Lamina para Automotores

SOPORTES TIPO TOYOTA


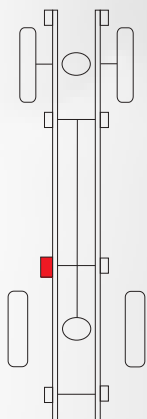
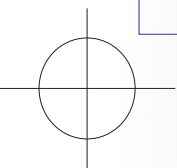
REFERENCIA	APLICACION
TY 799 SP	70 74 TRASERO PARTE DELANTERO IZQ



REFERENCIA	APLICACION
TY 780 SP	70 74 TRASERO PARTE DELANTERO DER



REFERENCIA	APLICACION
TY 781 SP	70 74 TRASERO PARTE DELANTERO IZQ





REPUESTOS ESPAÑA

Soportería en Lamina para Automotores

SOPORTES TIPO TOYOTA

